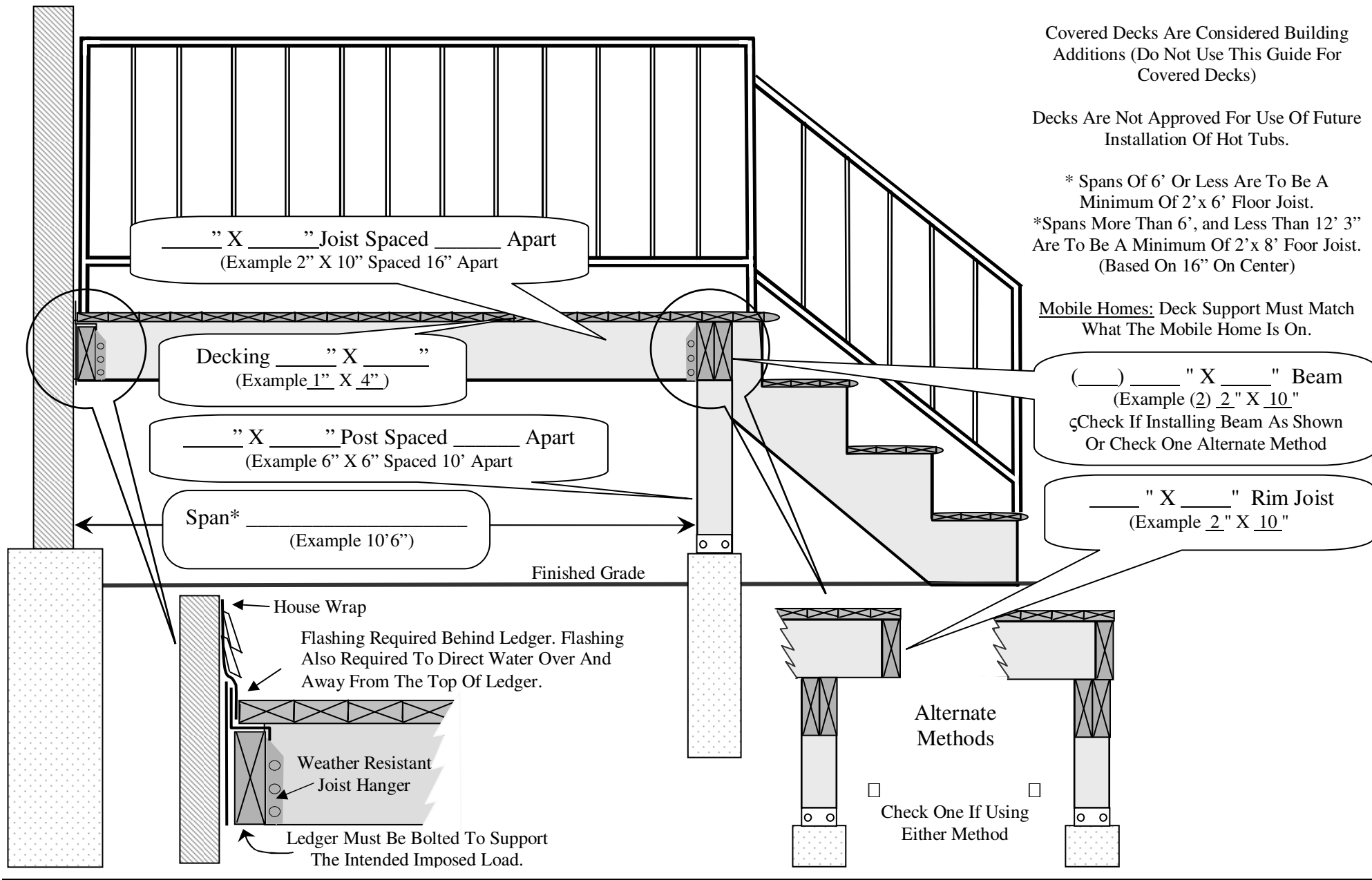


**ROCHESTER, NEW HAMPSHIRE**  
 DEPARTMENT OF BUILDING SAFETY  
 DIVISION OF BUILDING INSPECTION  
 TELEPHONE: 603-332-3508  
 FAX: 603-509-1912

## Deck Handout

Based On 2009 ICC IRC  
 Page 1 of 3  
 For Residential Use Only



Covered Decks Are Considered Building Additions (Do Not Use This Guide For Covered Decks)

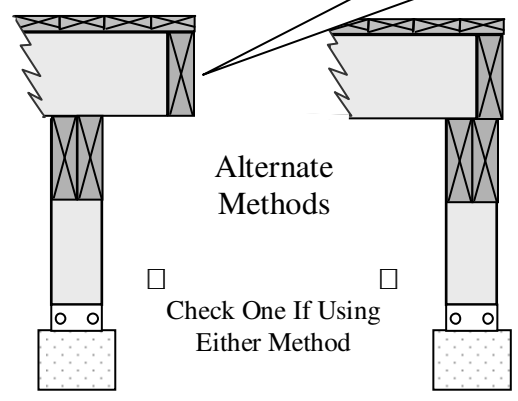
Decks Are Not Approved For Use Of Future Installation Of Hot Tubs.

\* Spans Of 6' Or Less Are To Be A Minimum Of 2' x 6' Floor Joist.  
 \* Spans More Than 6', and Less Than 12' 3" Are To Be A Minimum Of 2' x 8' Floor Joist. (Based On 16" On Center)

Mobile Homes: Deck Support Must Match What The Mobile Home Is On.

( ) " X " Beam  
 (Example (2) 2" X 10"  
 ☐ Check If Installing Beam As Shown Or Check One Alternate Method

" X " Rim Joist  
 (Example 2" X 10"



**ROCHESTER, NEW HAMPSHIRE**  
 DEPARTMENT OF BUILDING SAFETY  
 DIVISION OF BUILDING INSPECTION  
 TELEPHONE: 603-332-3508  
 FAX: 603-509-1912

**Deck Handout**  
 Based On 2009 ICC IRC  
 Page 2 of 3  
 For Residential Use Only

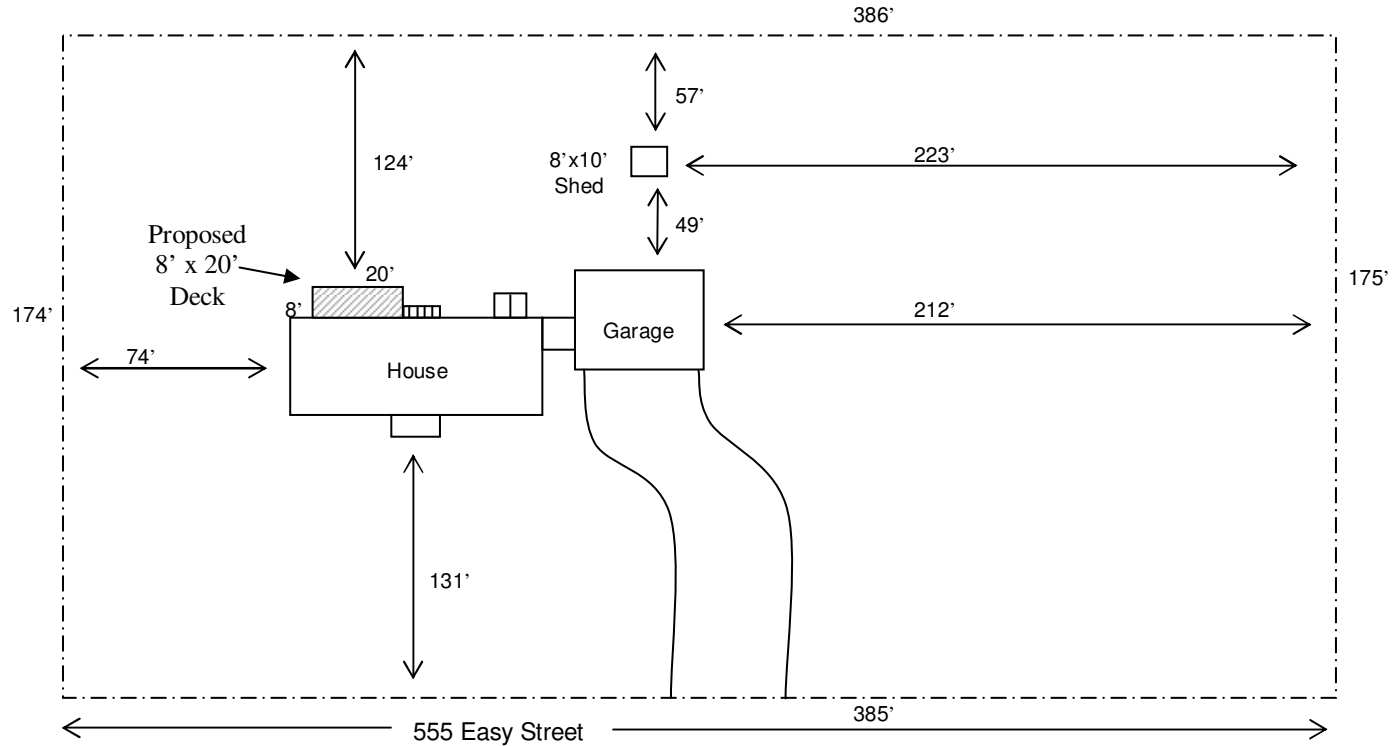
## Minimum Setbacks:

	Front Yard	Side Yard	Rear Yard	Distance From Other Buildings/Structures
Agricultural	35'	25'	50'	10'
Residential 1	25'	10'	25'	10'
Residential 2	15'	8'	25'	10'
Mobile Home Park	20'	15'	15'	10'

A site plan must accompany the application for the Deck.

### Steps To Obtain Building Permit

- ◇ Complete Page Two Of This Guide
- ◇ Fill Out Building Permit Application
- ◇ Provide Plot Plan On Back Of Building Permit Application
- ◇ Submit All Forms To Department of Building Safety With Payment



Sample Site Plan



**ROCHESTER, NEW HAMPSHIRE**  
 DEPARTMENT OF BUILDING SAFETY  
 DIVISION OF BUILDING INSPECTION  
 TELEPHONE: 603-332-3508  
 FAX: 603-509-1912

## Deck Handout

Based On 2009 ICC IRC  
 Page 3 of 3  
 For Residential Use Only